


HYDRAULIC DOCK LEVELER




* VH Series 6'x8' 35,000 CIR, CleanSweep frame shown


- ▶ Push Button Control Box
- ▶ Structural Steel Support Members
- ▶ Fluid Logic Block
- ▶ Low Pressure 225 psi Hollow Ram Hoist Cylinder
- ▶ Integral Tamperproof Velocity Fuse
- ▶ Retractable Lip Cylinder
- ▶ Night Locks/Cross Traffic Support
- ▶ 3-Wheel Forklift Protection
- ▶ CleanSweep Frame Design
- ▶ Interlock Capable Controls
- ▶ Full Range Toe Guards
- ▶ Lockout/Tagout Maintenance Strut
- ▶ B410-14 Laminated Dock Bumpers
- ▶ Made in the USA



In-line velocity fuse built into the main lifting cylinder for free fall protection.



CleanSweep Frame Design.



Fluid Logic Block controls the flow of hydraulic fluid.

OPERATION

The Poweramp VH Series Leveler utilizes a hydraulic operation with push-button activation. The dock attendant simply depresses and holds the raise button on the dock controls, which raises the leveler and extends the lip automatically. Releasing the raise button will permit the leveler to float down to the bed of the truck. The standard lip is 16" and operating range is 12" above and 12" below dock level. The platform is designed to compensate for canted truck beds up to 4" and remain flush with the dock floor.

HYDRAULICS & ELECTRICAL

Poweramp main lifting cylinders are a unique, low pressure (225 psi) hollow ram design with hard chrome plating for longer life. The double sealed cylinders include rod wipers and are self bleeding. Poweramp hydraulics feature an in-line velocity fuse for free fall protection, and a patented fluid logic system that eliminates the need for solenoid valves.

The 1.5 HP (TENV) motor provides a smooth and quiet operation. All control components, connections and wiring are UL listed or recognized. Control panels are manufactured in Poweramp's UL-approved control panel shop.

SAFETY FEATURES

- Tamper proof in-line velocity fuse that will lock the leveler in position (+/-3") if the truck pulls away while in use.
- Built in lockout/tagout maintenance inspection strut.
- Full range telescoping toe guards close off sides even in highest position.
- Lip keepers for cross traffic support and automatic night lock security against theft.


VEHICLE RESTRAINTS AND ACCESSORIES

For a safer loading dock, all Poweramp levelers can be equipped with a light communication system and vehicle restraints, which help prevent unexpected trailer departure from the loading dock. Safety barriers are also available to prevent forklift trucks from driving over the dock edge.



CONSTRUCTION

The VH Series combines a structural steel ramp design with a proven hydraulic operation to produce a safe, reliable, yet economic hydraulic dock leveler. It has a maximum Comparative Industry Rating (CIR) of 80,000 lbs. All Poweramp Levelers are built with a durable four-sided box construction. The use of structural steel C channels or I beams create substantially more deck support than other levelers.



VH Series Common Options

- ▶ Vehicle Restraint
- ▶ Integrated Control Panel
- ▶ Custom Interlocking
- ▶ CentraPower®
- ▶ Safety Barrier Lip
- ▶ Extended Lip Sizes (18" and 20")
- ▶ Weather Seal (Brush or Rubber)
- ▶ 3-Wheel Offset Forklift Protection
- ▶ Vertical Dock Bumpers
- ▶ Quick Cycle Lip Extend
- ▶ Dock Lights

Model - Nominal Size

▶	VH66	6' x 6'	VH6510	6'6" x 10'
▶	VH68	6' x 8'	VH6512	6'6" x 12'
▶	VH610	6' x 10'	VH76	7' x 6'
▶	VH612	6' x 12'	VH78	7' x 8'
▶	VH656	6'6" x 6'	VH710	7' x 10'
▶	VH658	6'6" x 8'	VH712	7' x 12'

Capacity Range 25,000 - 80,000 lbs.

DISTRIBUTED BY:



W194 N11481 McCormick Drive • Germantown, WI 53022
Phone: 1.800.643.5424 • Email: sales@poweramp.com

www.poweramp.com