





# MODEL 525




## Model 525-Standard and Models 525S/525V-Insulated

Models 525 and 525S/525V are designed for applications requiring economy and reliability in a commercial door. Steel thickness is .019" min. This is equal to the "nominal" 24 gauge designation used by other door manufacturers.



### Rust-proof

Panels are pre-painted inside and out to inhibit rust. Hot-dipped, galvanized steel is painted with primer and given a tough oven-baked polyester top coat, to provide the most rust-resistant steel door available. Ten year warranty against rust-through.



### Ribbed Panel Design

## FEATURES

- 2" thick sectional ribbed door
- Steel skins are hot-dipped galvanized coated with an epoxy primer and finished inside and out with a baked-on white or brown polyester top coat
- Available non-insulated (525) or insulated (525S/525V) with environmentally-safe expanded polystyrene molded to the panel
- Durable rust-proof Tog-L-Loc® construction eliminates rivets and welds
- Many optional window and track configurations available



**STANDARD DUTY RIBBED STEEL DOORS**

**Quality Assurance** – Doors shall be steel sectional overhead type as manufactured by Clopay Building Products Company. Each door is provided as one complete unit including sections, brackets, tracks, counterbalance mechanisms, and hardware (list options) to suit the opening and headroom available. Standard maximum size 20'2" wide x 18'0" high. 320 sq. ft. max.

**Materials and Construction** – Sections shall be 2" thick roll formed commercial quality (.019" min.) gauge steel, hot-dipped galvanized per ASTM A-924, A-653, phosphate coated, prepainted with primer and baked-on polyester top coat. Two 1/2" deep reinforced ribs on 8" centers complemented by six 1/8" beads on 2" centers. Galvanized end stiles to wrap face of section by full 1-3/8". Minimum 18 gauge (.049" min.) end stiles up to 14'2"; over 14'2" have 16 gauge (.061" min.) as standard. All stiles engineered for easy hardware attachment through prepunched holes. All turn-down center stiles 18 gauge galvanized. Stiles and face panels shall be fastened with a Tog-L-Loc® joining system. Bottom section reinforced with full-length .040" aluminum astragal retainer. Astragal to be U-shaped flexible PVC vinyl. Meeting rails to form weathertight tongue-and-groove joint. Combination step plate/lift handle provided for the bottom section.

**Finish** – Exterior of door to be prefinished with a 3-coat process of a baked-on polyester top coat over primer on a phosphate coating. White or brown standard colors. Interior to have baked-on polyester over primer. One full mil exterior and one half mil interior. FINISH GUARANTEED AGAINST RUST-THROUGH FOR TEN (10) YEARS.

**Hardware** – All hinges and brackets to be manufactured of hot-dipped galvanized steel, 14 gauge roller hinges, 18 gauge (14 gauge on 525S/525V) center hinges. Ten ball steel rollers to be full floating in case-hardened steel races, mounted to fit the taper of the track.

**Tracks** – Vertical tracks to be a minimum of 16 gauge galvanized steel tapered and mounted for wedge-type closing. Horizontal tracks to be minimum 14 gauge galvanized steel, reinforced with minimum 13 gauge galvanized angles as required. 2" track.

**Spring Counterbalance** – Door assembly to be operated by a torsion spring counterbalance mechanism, with a helically wound, oil tempered torsion spring mounted on a galvanized steel tube or solid steel shaft as required. Cable drums are die cast aluminum with high strength galvanized aircraft cable with minimum 7 to 1 safety factor.

**Locking** – Inside spring loaded slide bolt lock on end stile shall engage slot in track.

**Wind Loading** – Door shall comply with ANSI/DASMA 108 or to meet specific application requirements.

**INSULATION OPTIONS**

Insulation Model # with Backer Options	Section Backing Material Options	Polystyrene Thickness	Section R-value	Section U-value
525V	Polyethylene vinyl sheet	1-3/8"	6.66	.15
525S	30 gauge prepainted steel	1-3/8"	6.66	.15

**DISTRIBUTED BY:**


For special applications and options, consult Commercial Information Assistance (CIA) at 1-800-526-4301.

**OPTIONS**

- A. Insulation** (See chart below) – Maximize energy efficiency with polystyrene insulation. Polyethylene vinyl (525V) or steel backers (525S) on door interior for durability. Polystyrene foam to have fire retardant additive to meet UL R-8194A.
- B. Glazing** – 24" x 6" or 24" x 12" window lite with polypropylene screw together frame or full vision available. For Model 525, glazing options include DSB glass and 1/8" Plexiglas, 1/8" tempered glass and 1/4" wire glass. 1/2" insulated glass available for Models 525S/525V. Prepainted full-view section with white or brown finish available with DSB glass and 1/8" Plexiglas. Consult Commercial Information Assistance for other options.
- C. Locking** – Five pin cylinder lock with outside key, a 16-1/2" inside lock bar engaging slot in track.
- D. High Cycle Spring** – Available in 25,000; 50,000; and 100,000 cycles.
- E. Joint Seal** – Available foam strips can be field applied to stop air infiltration.
- F. Mullions** – Carry-away and roll-away available on doors to 14' high (2" track only).
- G. Track** – Vertical lift, high lift, follow-the-roof slope and low headroom track available.
- H. Weatherstripping** – Complete perimeter seals available in various materials.
- I. Installation** – Install door including sections, brackets, guides, tracks, etc. in accordance with final shop drawings (if required) and instructions by Clopay Building Products Company.

**PANEL & WINDOW ARRANGEMENT**

Door Width	Number of Panels	Max Number of Window Lites
Up to 9'2"	2	2
9'4" to 13'2"	3	3
13'4" to 16'2"	4	4
16'4" to 20' 2"	5	5

**SECTION ARRANGEMENT**

Door Height	Number of Sections
Up to 8'0"	4
8'3" to 10'0"	5
10'3" to 12'0"	6
12'3" to 14'0"	7
14'3" to 16'0"	8

