


MODEL

3717




Model 3717

The heavy-duty Model 3717 is for commercial and industrial facilities where temperature control, energy-efficiency and durability considerations are all important.



Rust-proof

Panels are pre-painted inside and out to inhibit rust. Hot-dipped, galvanized steel is painted with primer and given a tough oven-baked polyester top coat, to provide the most rust-resistant steel door available. Ten year warranty against rust-through.



Ribbed Panel Design

FEATURES

- Full 1-3/4" thick sandwich construction consisting of exterior and interior steel skins filled by foamed-in-place polyurethane foam.
- **A GREEN DOOR:** Clopay's polyurethane foam is CFC and HCFC free and utilizes recycled steel and packaging materials.
- Both steel skins are separated by a continuous foam thermal break.
- Clopay's three stage prepainting process yields a durable, maintenance-free finish.
- Stucco embossed exterior and interior steel skins with micro-grooved ribs.
- Foamed-in-place polyurethane insulation; R-value of 15.05, U-value of .066.



CLOPAY MODEL 3717

1-3/4" POLYURETHANE INSULATED THERMALLY BROKEN DOORS

Quality Assurance – Doors shall be insulated steel sectional overhead type as manufactured by Clopay Building Products. Each door is provided as one complete unit including sections, brackets, tracks, counterbalance mechanisms, hardware (list options) to suit the opening and headroom available. Standard maximum size is 26'2" wide x 20' high.

Materials and Construction – Sections shall be 1-3/4" thick sandwich construction consisting of exterior and interior steel skins filled by foamed-in-place polyurethane foam. Both steel skins to be separated by a continuous foam thermal break. Steel skins shall be roll formed commercial quality hot-dipped galvanized per ASTM A-294, A-653, phosphate coated, prepainted with primer and baked-on polyester top coat. Door sections constructed of .016" min. (27 gauge) exterior and .016" min. (27 gauge) interior skins. To be stucco embossed texture exterior and interior with .040" minor rib, 4" or 5" on center. End stiles shall be .045" (18 gauge) galvanized. 19 gauge hinge back-up plates for hinge attachment. Full length aluminum retainer with U-shaped flexible PVC vinyl astragal. Section joint to form a weathertight tongue-and-groove joint. Steel step plate/lift handle provided on bottom section. SECTION WARRANTED AGAINST DELAMINATION FOR TEN (10) YEARS.

Energy Values – R-value = 15.05; U-value = .066

Finish – The section exterior and interior is prepainted steel consisting of a hot-dipped galvanized coating applied to the base metal. A phosphate treatment is applied before a baked-on primer. This prime coat is finished with a polyester coat for rust protection. The interior portion of the skin that is adhered to the polyurethane foam is a baked-on coating. Doors are available standard in white, brown, tan, or gray exterior finish; optional Trinar finishes in white and beige. FINISH GUARANTEED AGAINST RUST-THROUGH FOR TEN (10) YEARS.

Hardware – All hinges and brackets to be manufactured of hot-dipped galvanized steel, 14 gauge minimum. Ten ball steel rollers to be full floating ball bearing in case-hardened steel races, mounted to fit the taper of the track.

Tracks – 2" or 3" track. Vertical tracks to be minimum of 16 gauge galvanized steel tapered and mounted for wedge type closing. Horizontal tracks to be minimum 14 gauge galvanized steel, reinforced with minimum 13 gauge galvanized steel angles as required. 3" track is 12 gauge.

Spring Counterbalance – Door assembly to be operated by a torsion spring counterbalance mechanism with a helically wound, oil tempered torsion spring mounted on a galvanized steel tube or solid steel shaft as required. Cable drums are die cast aluminum with high strength galvanized aircraft cable with minimum 7 to 1 safety factor.

Locking – Inside spring loaded slide bolt lock on end stile shall engage slot in track.

Wind Loading – Door shall comply with ANSI/DASMA 108 or to meet specific application requirements.

DISTRIBUTED BY:



OPTIONS

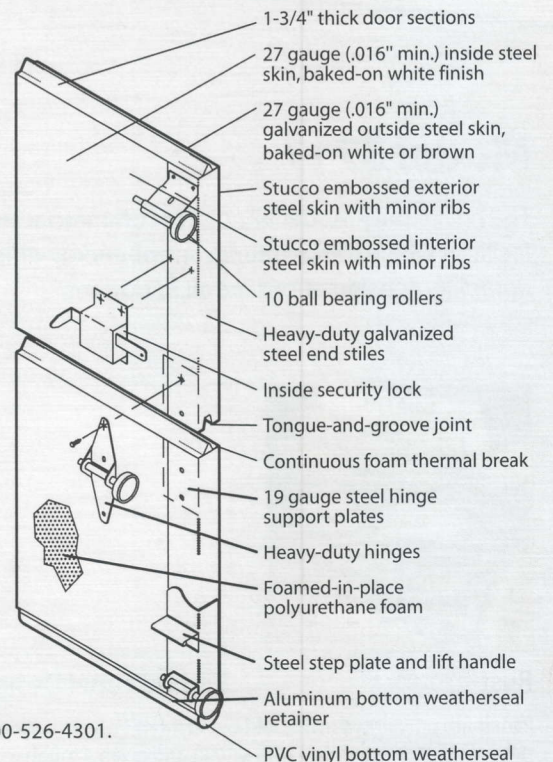
- A. Glazing** – 24" x 8" or 24" x 12" window lites of cellular PVC frame construction: available with 1/2" insulated, 1/2" insulated tempered, or 1/4" wire glazing options. Full vision section, prepainted white or brown; glazing options include 1/8" DSB, 1/8" tempered, 1/8" plexiglass, 1/2" insulated or insulated tempered, or 1/4" polycarbonate.
- B. High Cycle Spring** – Available in 25,000; 50,000; or 100,000 cycle.
- C. Track** – Vertical lift, high lift, follow the roof slope and low headroom track available, 2" or 3" as required.
- D. Weatherstripping** – Complete perimeter seals available in various materials.
- E. Locking** – Five pin cylinder lock with outside key, 16-1/2" lock bar.
- F. Mullions** – Carry away (2") up to 14' high, roll-away up to 14' high, and swing-up available.
- G. Break-Away Bottom Sections** – Single section available up to 20' 2" wide on doors with full vertical lift track or high lift track with minimum of 36" of high lift. Double sections available up to 12' 2" wide on doors with full vertical lift track or high lift track with minimum of 60" of high lift.

WINDOW OPTIONS (24" x 8" or 24" x 12" Windows)

Door Width	Max Number of Window Lites
Up to 9'2"	2
9'4" to 13'2"	3
13'4" to 16'2"	4
16'4" to 20'2"	5
20'4" to 24'2"	6
24'4" to 27'2"	7

SECTION ARRANGEMENT

Door Height	Number of Sections
6'3" to 8'0"	4
8'3" to 10'0"	5
10'3" to 12'0"	6
12'3" to 14'0"	7
14'3" to 16'0"	8
16'3" to 18'0"	9
18'3" to 20'0"	10



For special applications and options, consult Commercial Information Assistance (CIA) at 1-800-526-4301.

